

2022 SCHEDULE & RESULTS

OVERALL: 22-13 | **CAA:** 10-2
HOME: 20-4 | **AWAY:** 2-9 | **NEUTRAL:** 0-0

FEBRUARY

F 18	WAGNER	W, 20-5
F 19	WAGNER	W, 3-1
F 20	WAGNER	W, 7-5
F 22	at Clemson	L, 1-2
F 26	SIENA (DH)	W, 7-5; W, 3-2
F 27	SIENA	W, 10-0 (7)

MARCH

M 1	at Presbyterian	W, 7-3
M 4	at High Point	L, 0-5
M 5	at High Point	L, 0-6
M 6	at High Point	L, 4-5
M 8	PENN	L, 6-7
M 9	PENN	L, 1-7
M 12	UMASS LOWELL	W, 11-8
M 12	UMASS LOWELL	L, 5-15
M 13	UMASS LOWELL	W, 9-1
M 15	#2 TEXAS	W, 8-4
M 18	EAST CAROLINA	L, 5-8
M 19	EAST CAROLINA	W, 4-3
M 20	EAST CAROLINA	W, 10-3
M 22	at Georgia Southern	L, 1-4
M 25	NORTHEASTERN *	W, 7-3
M 26	NORTHEASTERN *	W, 14-9
M 27	NORTHEASTERN *	W, 7-1
M 29	at Charlotte	L, 0-9

APRIL

A 1	at Hofstra *	L, 6-8
A 2	at Hofstra *	W, 4-0
A 2	at Hofstra *	L, 6-7
A 5	PRESBYTERIAN	PPD
A 6	at Coastal Carolina	SSPD
A 8	JAMES MADISON *	W, 6-3
A 9	JAMES MADISON *	W, 10-9
A 10	JAMES MADISON *	W, 7-6
A 12	at The Citadel	L, 6-8
A 15	WILLIAM & MARY *	W, 7-2
A 16	WILLIAM & MARY *	W, 4-3
A 17	WILLIAM & MARY *	W, 7-5
A 19	at USC Upstate	6:00 pm
A 22	at Elon *	6:00 pm
A 23	at Elon *	4:00 pm
A 24	at Elon *	1:30 pm
A 26	COASTAL CAROLINA	6:00 PM
A 29	DELAWARE *	6:00 PM
A 30	DELAWARE *	5:00 PM

MAY

M 1	Delaware *	1:00 pm
M 6	at UNCW *	6:00 pm
M 7	at UNCW *	4:00 pm
M 8	at UNCW *	1:00 pm
M 10	Clemson #	7:05 pm
M 13	Charleston Southern	6:00 pm
M 14	at Charleston Southern	2:00 pm
M 15	Charleston Southern	1:00 pm
M 17	The Citadel	6:00 pm
M 19	at Towson *	3:00 pm
M 20	at Towson *	1:00 pm
M 21	at Towson *	1:00 pm
M 25-28	CAA Championship &	

JUNE

J 3-6	NCAA Regionals
J 10-13	NCAA Super Regionals
J 17-27	College World Series ^

* Colonial Athletic Association game
Segra Park, Columbia, S.C.
& Elon, N.C.
^ TD Ameritrade Park, Omaha, Neb.
All Times Listed in Eastern Time Zone

MIDWEEK AT USC UPSTATE /// APRIL 19, 2022

Harley Park in Spartanburg, S.C. /// **Live Stats:** UpstateSpartans.com /// **Video:** ESPN+



22-13
10-2 CAA

VS



21-15
10-5 Big South

COLLEGE OF CHARLESTON COUGARS

Head Coach: Chad Holbrook (North Carolina, 1994)
Career Record: 333-186 (10th Season)
Record at CofC: 133-80 (Fifth Season)

USC UPSTATE SPARTANS

Head Coach: Mike McGuire (South Carolina, 1993)
Career Record: 389-303 (13th season)
Record at Upstate: 71-36 (Third season)

All-Time Series: CofC leads 6-5 /// **Last Meeting:** Upstate 13, CofC 10 (Feb. 28, 2021 in Mt. Pleasant, S.C.) /// **Streak:** Upstate 3

Date	Time (EST)	CofC Starter	USC Upstate Starter
Tuesday, April 19	6:00 PM	TBA	vs. TBA

LEADING OFF

- The Cougars secured their third straight home sweep in CAA play over the weekend to take a 2.5 game lead at the top of the conference standings halfway through the league schedule.
- Sophomore William Privette has been nothing short of spectacular out of the 'pen this season entering the week ranked second in the nation with a 0.93 ERA while leading the CAA with seven saves. He earned both a win and a save in 4.2 shutout innings over two appearances in the sweep of William & Mary to earn CAA Pitcher of the Week accolades.
- Charleston's offense has not shied from the big moments of late with four comeback victories in the Cougars' last six games including three walk-off victories.
- The Cougars have been lethal with two outs this season accounting for more than 36 percent of their total run production with two men down.
- Graduate student Sam Cochrane has been swinging a red-hot bat over the last 20 games batting .368 in that span to raise his season batting average from .148 to .305. The Ocala, Fla. native has also driven in 15 runs in the last 10 games including six in the series sweep of James Madison.

CHARLESTON POSSIBLE LINEUP (BASED ON LAST GAME)

Pos.	No.	Player	B/T	AVG	AB	R	H	2B	3B	HR	RBI	BB	SO	SLG	OBP
C	4	JT Marr	L/R	.343	137	22	47	7	1	6	29	10	23	.540	.387
1B	16	Preston Hall	L/R	.233	103	15	24	4	0	6	20	13	13	.447	.322
2B	5	Joseph Mershon	B/R	.242	91	27	22	2	1	2	12	19	19	.352	.403
3B	2	Luke Wood	R/R	.265	102	15	27	1	0	3	14	10	23	.363	.342
SS	9	Cam Dean	R/R	.301	113	19	34	7	1	1	16	7	23	.407	.354
LF	1	Trotter Harlan	R/R	.317	123	24	39	10	0	4	29	27	31	.496	.444
CF	5	Tyler Sorrentino	L/R	.279	129	27	36	6	3	0	14	20	30	.372	.384
RF	6	Sam Cochrane	L/R	.305	95	21	29	7	3	1	22	12	14	.474	.387
DH	13	Donald Hansis	L/R	.234	64	12	15	4	0	5	13	7	23	.531	.310

Pitching Probables	ERA	W-L	G	GS	CG	SV	IP	H	R	ER	BB	SO	AVG
Tues	TBA	TBA	---	---	---	---	---	---	---	---	---	---	---

QUICK FACTS

GENERAL INFORMATION

Location.....	Charleston, S.C.
Founded	1770
Nickname	Cougars
President	Andrew T. Hsu
Athletics Director.....	Matt Roberts
School Colors.....	Maroon and White
Enrollment.....	11,000
Affiliation	NCAA Division I
Conference	Colonial Athletic Association

STADIUM INFORMATION

Home Field	Patriots Point
Capacity.....	1,400
Address.....	Patriots Point RdMt. Pleasant, S.C. 29464
Opened.....	2001
Dimensions.....	(L-R) 300, 375, 400, 375, 330
Home Record.....	663-305-3 (.684)

PROGRAM HISTORY

First Season in Division I.....	1991
All-Time Record	1021-691-4 (.596)
NCAA Appearances (Last)	Seven (2015)
NCAA Super Regionals.....	Two (2006, 14)
NCAA College World Series	None
NCAA Tournament Record.....	14-14
Conference Championships (Last)	Seven (2015)
Conference Tournament Titles	Two (2006, 2014)

BASEBALL STAFF

Head Coach	Chad Holbrook (North Carolina, 1994)
Overall Record	333-186 (10th)
CofC Record	133-80 (Fifth)
Assoc. Head Coach/Recruiting.....	Kevin Nichols
Assistant Coach/Pitching.....	Will Dorton
Volunteer Assistant Coach.....	Dan Wondrack
Director of Operations	Sam Gjormand
Athletic Trainer	Daniel Gonzalez

2021 REVIEW

Overall Record	27-25
CAA Record.....	12-12
Home Record	15-13
Road Record	9-10
Neutral Record	3-2
Postseason.....	CAA Semifinals
Starting Pitchers Returning/Lost	4/1
Pitchers Returning/Lost	12-5
Starting Position Players Returning/Lost	6-3
Position Players Returning/Lost	14-4
Lettermen Returning/Lost.....	26/9
Newcomers	13

ATHLETICS COMMUNICATIONS

Baseball Contact.....	Whitney Noble
Office Phone	843-953-3683
Cell Phone	813-957-7546
Email.....	noblew@cofc.edu
Web	www.CofCSports.com
Twitter	@CofCBaseball
Instagram	@CofC_Baseball

THE MATCHUP

COFC	Hitting	UPST
.271	Batting Average	.298
.420	Slugging Percentage	.405
.358	On-Base Percentage	.388
216	Runs Scored	253
314	Hits	378
60	Doubles	68
10	Triples	13
31	Home Runs	14
250	Strikeouts	235
143	Walks	124
60-82	Stolen Bases-Attempts	56-69

COFC	Pitching	UPST
4.05	ERA	6.11
304.2	Innings Pitched	318.1
300	Strikeouts	258
124	Walks	157
.251	Opponent Batting Average	.286

COFC	Fielding	UPST
.965	Fielding Percentage	.964
44	Errors	49
16	Double Plays	18

STELLAR START: Charleston is off to an outstanding start in conference play this season entering the week with a 2.5 game lead over UNCW after sweeping William & Mary this weekend. With that sweep, the Cougars have started 9-0 at home in CAA play for the third time since joining the league in 2014.

CARDIAC COUGARS: The Cougars have been extremely tough to put away over the last two weeks with four come-from-behind victories in their last six games including a trio of walk-off wins. After posting back-to-back walk-off wins to secure a sweep of James Madison on April 9 and 10, the Cougars delivered their fourth walk-off of the season on Saturday to clinch the series win against William & Mary. Charleston then rallied from a four-run deficit on Sunday to complete the sweep of the Tribe.

SLUGGIN' SAM: Graduate student Sam Cochrane has been superb over the past month reaching safely in 18 of the last 20 games to raise his batting average from .148 to .305. The Ocala, Fla. native has posted seven multi-hit games in that span while driving in 15 runs over the last 10 games.

SETTING THE TONE: Charleston has enjoyed great success in the opening frame this season combining for a .327 batting average while outscoring its opponents, 36-5, in the first inning. The Cougars are 13-3 when plating at least one run in the opening frame.

FINDING HIS FOOTING: Junior Emmett Bice has taken a strong stride toward carving out a role in the 'pen for the Cougars with a 3.38 ERA and nine strikeouts in eight innings pitched thus far. The lanky right-hander delivered perhaps his best outing yet on April 9 tossing two shutout innings to earn his first collegiate victory.

CAA STUDS: Sam Cochrane, Trotter Harlan and JT Marr have been outstanding in the first half of the CAA schedule combining for 41 of the Cougars' 75 RBI thus far. Five Cougars are currently hitting at least .300 in league play led by Cam Dean's .333 clip.

TWO-OUT DAMAGE: The Cougars have been ruthless with two outs on the scoreboard this season accounting for more than a third (36.6%) of their total run output with two down. Charleston has totaled 79 runs with two outs this season scoring at least two runs with two down in 19 of 35 games thus far.

MR. CONSISTENCY: Junior Trotter Harlan has been an on-base machine so far this season with an on-base percentage of .444 through 35 games. The Fountain Inn, S.C. native has reached base in 41 of the last 47 games dating back to last season and is currently second in the CAA with 27 walks.

BULLPEN KINGS: William Privette and Reed Parris have been superb out of the 'pen thus far combining for a 4-0 record, six saves, a 1.21 ERA and .181 batting average against in 59.1 innings pitched. Privette has been nothing short of spectacular ranking fifth nationally with a 1.06 ERA in 34 innings of work while Reed Parris sports a WHIP of 0.71 in 25.1 frames.

MASHING MARR: Junior transfer JT Marr has been a steady force in his first season as a Cougar reaching base in all but two games while leading the team in batting average, hits and slugging percentage. He is also tied for the team lead in homers and RBI while pacing the Cougars with 12 multi-hit games.

WEEKEND CLOSER: Connor Campbell has been superb at the back end of the weekend rotation entering the week with a 3-0 record with a 3.22 ERA and 34 strikeouts in 44.2 innings of work. The senior southpaw leads the team with three quality starts and is currently ninth in the CAA in ERA while walking only 11 batters thus far.

DEFENDING THE RAMPARTS: The Cougars have played their best baseball in the friendly confines of Patriots Point this season entering the week tied for the best record (20-4) through the first 24 home games in program history. The 2022 campaign marks the 22nd season with at least 20 home victories in school history.



CHARLESTON'S RECORD WHEN...

SNAPSHOT

Overall	22-13
Conference	10-2
Home	20-4
Away	2-9
Neutral	0-0
Against Top-25	1-1
Day Games	19-11
Night Games	3-2
vs. Left-Handed Starter	3-4
vs. Right-Handed Starter	19-9
One-Run Games	5-4
Two-Run Games	3-2
Five-Plus Run Games	8-5
Extra Innings	0-0
Shutouts	2-3

BY SCORING

Scoring 0-2 Runs	0-6
Scoring 3-5 Runs	5-3
Scoring 6-9 Runs	10-4
Scoring 10+ Runs	7-0
Allowing 0-2 Runs	7-1
Allowing 3-5 Runs	11-3
Allowing 6-9 Runs	4-8
Allowing 10+ Runs	0-1
Scored in 1st Inning	13-3
Opponent Scores in 1st	2-2
Scoring First	16-7
Opponent Scores First	6-6
Leading After Six	19-0
Trailing After Six	2-12
Tied After Six	1-1
Leading After Seven	17-0
Trailing After Seven	2-10
Tied After Seven	2-3
Leading After Eight	18-1
Trailing After Eight	2-10
Tied After Eight	1-2

BY STATISTICS

Hit Zero Home Runs	8-8
Hit One Home Run	8-3
Hit Two-Plus Home Runs	6-2
Opponent Hit Zero Home Runs	13-9
Opponent Hit One Home Run	6-2
Opponent Hit 2+ Home Runs	3-2
Made Zero Errors	6-2
Made One Error	12-3
Made Two-Plus Errors	4-8
Opponent Made Zero Errors	6-6
Opponent Made One Error	1-5
Opponent Made 2+ Errors	15-2
Out-Hit Opponent	15-0
Out-Hit By Opponent	3-10
Hits are Tied	4-3

BY MONTH

In February	6-1
In March	9-9
In April	7-3
In May	0-0
In June	0-0

BY DAY OF THE WEEK

Monday	0-0
Tuesday	2-5
Wednesday	0-1
Thursday	0-0
Friday	4-3
Saturday	9-3
Sunday	7-1

THE HOLBROOK FILE



Fifth season at CofC

Overall Record: 333-186 (10th Season)

CofC Record: 133-80 (Fifth Season)

- Only active head coach to have been to eight NCAA Super Regionals, made six College World Series and five national championship appearances, and won two national championships.
- Has mentored more than 100 players selected in the MLB First-Year Player Draft
- 2011 Baseball America/ABCA National Assistant Coach of the Year

- Overall record of 333-186 (.642) in 10 years
- CofC record of 133-80 (.624) in four seasons
- CAA record of 53-30 (.639) in three seasons
- Led the Cougars to a fifth-place finish at the 2018 CAA Championship
- CofC ranked No. 68 in NCAA RPI in 2018
- Spent five seasons as the head coach at South Carolina
- Guided the Gamecocks to three NCAA Regional appearances and two Super Regional berths
- Only active head coach to have been to eight NCAA Super Regionals, made six College World Series and five national championship appearances, and won two national championships.
- Has mentored more than 100 players selected in the MLB Draft
- Mentored the 2018 CAA Defensive Player of the Year
- Coached seven All-CAA First Team selections
- Served as the associate head coach and recruiting coordinator at South Carolina for four seasons
- 2011 Baseball America/ABCA National Assistant Coach of the Year
- Coached 13 All-Americans at South Carolina
- Coached 2016 NCBWA National Freshman Pitcher of the Year
- Coached 2011 CollegeBaseballInsider.com Player of the Year
- Coached 10 Freshman All-Americans
- Coached seven All-SEC First Team selections
- Spent 15 seasons on the coaching staff at North Carolina
- Coached 19 All-Americans at North Carolina
- Coached four ACC Freshmen of the Year
- Coached one ACC Player of the Year
- Mentored 23 All-ACC First Team selections
- Played baseball at North Carolina (1990-93)
- 1993 All-ACC Second Team selection
- 1993 NCAA Central I Regional All-Tournament team
- Ranks second all-time at UNC in stolen bases (98)
- Ranks third all-time at UNC in triples (14)
- Married to Jennifer (Hilliard)
- Has two sons, Reece (19) and Cooper (17)

HOLBROOK YEAR-BY-YEAR

Year	Team	Record	Pct.	Conf.	Record	Finish	Postseason
2022	Charleston	22-13	.629	CAA	10-2	N/A	
2021	Charleston	27-25	.519	CAA	12-12	3rd S	
2020	Charleston	12-2	.857	CAA	0-0	N/A	
2019	Charleston	36-19	.655	CAA	16-8	2nd	
2018	Charleston	36-19	.655	CAA	15-8	3rd	
2017	South Carolina	35-25	.583	SEC	13-17	2nd E	
2016	South Carolina	46-18	.719	SEC	20-9	1st E	NCAA Super Regional
2015	South Carolina	32-25	.561	SEC	13-17	5th E	
2014	South Carolina	44-18	.710	SEC	18-12	2nd E	NCAA Regional
2013	South Carolina	43-20	.683	SEC	17-12	2nd E	NCAA Super Regional
Total	10 years	333-186	.642		134-97	.580	3 years (10-7 - .588)



2022 COLLEGE OF CHARLESTON BASEBALL ROSTER

NO.	NAME	POS.	HT.	WT.	YR.	B/T	HOMETOWN/PREVIOUS SCHOOL
1	Trotter Harlan	INF	5-11	175	Jr.	R/R	Fountain Inn, S.C./Hillcrest HS
2	Luke Wood	INF	6-0	190	Jr.	R/R	Fletcher, N.C./Florence-Darlington Tech
3	Isaiah Rainge	OF	5-10	190	Fr.	R/R	Grovetown, Ga./Grovetown HS
4	JT Marr	C/1B	6-1	195	Jr.	L/R	Fort Mill, S.C./Florence-Darlington Tech
5	Tyler Sorrentino	OF	5-10	165	Fr.	L/R	West Essex, N.J./West Essex HS
6	Sam Cochrane	OF	6-0	185	Gr.	L/R	Ocala, Fla./Eckerd College
9	Cam Dean	INF	6-3	195	Sr.	R/R	Surfside Beach, S.C./Florence-Darlington Tech
10	Tanner McCallister	1B/OF	6-2	195	Sr.	R/R	Roebuck, S.C./Dorman HS
11	Cole Mathis	RHP/INF	6-1	195	Fr.	R/R	Cataula, Ga./Harris County HS
12	Caswell Smith	RHP	6-3	210	Jr.	R/R	Ball Ground, Ga./Pickens HS
13	Donald Hansis	OF	6-2	205	Sr.	L/R	Myrtle Beach, S.C./Spartanburg Methodist
14	Landon Choboy	C/OF	6-1	210	Sr.	R/R	Raleigh, N.C./Leesville Road HS
15	Noah Carter	C/OF	6-0	190	Fr.	L/R	Hamer, S.C./Lake View HS
16	Preston Hall	1B	6-1	205	RFr.	L/R	Gastonia, N.C./Myers Park HS
17	Joseph Mershon	INF	5-11	170	Jr.	S/R	Taylors, S.C./Eastside HS
18	Jared Kirven	C	5-10	180	Sr.	R/R	Lexington, S.C./Lexington HS
19	William Privette	RHP	6-6	205	So.	R/R	Chapin, S.C./Chapin HS
21	Luke Vaks	RHP	6-1	190	So.	R/R	Mays Landing, N.J./Old Dominion University
23	Brooks Lucas	RHP	6-0	185	Sr.	R/R	Greenville, S.C./Greenville HS
24	Ty Good	RHP	6-2	180	Jr.	R/R	Rock Hill, S.C./South Pointe HS
25	Ryan Smith	RHP	6-0	210	Sr.	R/R	Hazard, N.Y./Florence-Darlington Tech
26	Jaxon Weatherford	1B	6-4	210	Jr.	L/L	Charleston, S.C./James Island Charter School
27	Zach Williams	LHP	6-1	190	Gr.	L/L	Marietta, Ga./Sprayberry HS
28	Connor Campbell	LHP	6-0	190	Sr.	L/L	Mason Neck, Va./Florence-Darlington Tech
30	McLendon Sears	UTIL	5-11	175	Gr.	R/R	Sumter, S.C./Wilson Hall School
31	Brandon Miller	RHP	6-0	195	Gr.	R/R	Easton, Pa./St. John's University
32	Daniel Brooks	RHP	6-7	245	Fr.	R/R	Mt. Pleasant, S.C./Bishop England HS
33	Trey Pooser	RHP	6-4	185	Jr.	R/R	Hanahan, S.C./Hanahan HS
34	Tanner Steffy	C	6-1	215	Sr.	R/R	Chapin, S.C./Chapin HS
35	Guillermo Granier	RHP	6-1	170	Jr.	R/R	Atlanta, Ga./Holy Innocents Episcopal School
36	Michael Schultz	RHP	6-2	195	So.	R/R	Vienna, Va./James Madison HS
38	Emmett Bice	RHP	6-6	200	Jr.	R/R	Claymont, Del./Archmere Academy
40	Reed Parris	RHP	6-3	185	Gr.	R/R	Kinston, N.C./University of Mount Olive
43	Will Baumhofer	INF	5-10	185	Jr.	R/R	Greenville, S.C./Greenville HS
44	Ben Wetenhall	INF	6-0	175	Sr.	R/R	Simpsonville, S.C./Chris Church Episcopal HS
45	Tyler Overholt	LHP	6-3	205	Fr.	L/L	Abbeville, S.C./Abbeville HS
46	Patrick Sanchez	INF	6-0	190	Fr.	R/R	Merrick, N.Y./Calhoun HS

Head Coach: #39 Chad Holbrook, Fifth Season (North Carolina, 1994)

Associate Head Coach/Recruiting: #8 Kevin Nichols, Fifth Season (Alabama, 1996)

Assistant Coach/Pitching: #20 Will Dorton, Fifth Season (CofC, 2015)

Volunteer Assistant Coach: #37 Danny Wondrack, Second Season (CofC, 2019)

Director of Operations: Samantha Gjormand (James Madison, 2021)

Athletic Trainer: Daniel Gonzalez (University of Central Florida, 2017)

PRONUNCIATION GUIDE

Sajon Belser
Landon Choboy
Guillermo Granier
Jared Kirven

SAY-junn
CHOH-boy
Gron-YERR
KERR-vin

Trey Pooser
William Privette
Ben Wetenhall

POOH-zurr
Priv-itt
WET-in-HALL



A CHARLESTON PLAYER...

Led off game with a homer: Dupree Hart, at South Carolina, May 9, 2018
 Hit grand slam:JT Marr, vs. Texas, March 15, 2022 (1st)
 Hit two home runs: JT Marr, vs. William & Mary, April 16, 2022
 Hit three home runs: Daniel Aldrich, at W. Carolina, April 27, 2012
 Hit home run in consecutive games:Donald Hansis, April 1-2, 2022
 Hit home run in three straight games: Logan McRae, Feb. 18-22, 2017
 Hit home run in four straight games:.....Bradley Jones, Feb. 27-March 2, 2016
 Hit home run in five or more straight games: Jamie Tice, May 13-21, 2008
 Hit two home runs in one inningEreven Roper, vs. Mercer, March 13, 2016 (4th)
 Hit for Cycle: Ben Lasater, at Wofford, April 1, 2007
 Had a walk-off hit:.....Cam Dean, vs. James Madison, April 10, 2022
 Had a walk-off home run:Logan McRae, vs. Hofstra, March 30, 2019
 Reached in six or more straight PA:..... Trotter Harlan, March 22-26, 2022
 Scored five or more runs in a game:.....Tommy Richter, vs. Delaware, March 26, 2016
 Had five consecutive hits:.....Joey Mundy, May 11-12, 2019
 Had six + consecutive hits:.....Tommy Richter, vs. Delaware, March 26, 2016
 Had four hits in a game:.....Joseph Mershon, vs. Tennessee Tech, April 10, 2021
 Had five hits in a game: Tommy Richter, at North Florida, April 5, 2017
 Had six or more hits in a game: Matt Leeds, at Wofford, April 30, 2011
 Had five RBIs in a game:Ari Sechopoulos, vs. James Madison, April 16, 2021
 Had six or more RBI in a game:.....Ari Sechopoulos, vs. James Madison, April 16, 2021
 Hit three or more doubles in a game..... Joey Mundy, vs. ECU, March 8, 2017
 Hit two or more triples in a game:.....Trotter Harlan, vs. VCU, March 10, 2020
 Stole three bases in a game:Dupree Hart, at James Madison, April 6, 2019
 Stole four bases in a game: Clay McCord, vs. Towson, Feb. 27, 2007
 Stole five bases in a game: Billy Colome, vs. Appalachian State, 1999
 Stole home:Ari Sechopoulos, vs. Elon, May 20, 2021 (Delayed Steal)
 Walked three times in a game:Joseph Mershon, vs James Madison, April 10, 2022
 Walked four or more times in a game: Joseph Mershon, at James Madison, April 3, 2021
 Had a scoreless streak of at least 10 innings:.....William Privette, 2021-22 (12.0)
 Had a scoreless streak of at least 15 innings:.....Griffin McLarty, 2019 (17.2)
 Had a scoreless streak of at least 20 innings:.....Nathan Ocker, 2018 (22.2)
 Had a scoreless streak of more than 20 innings:Nathan Ocker, 2018 (22.2)
 Threw a nine-inning no-hitter:..Zach Piccola/Brett Harker, at W. Carolina, March 14, 2004
 Threw a nine-inning one-hitter:.....Evan Sisk/Justin Baker, at South Carolina, May 9, 2018
 Struck out four consecutive batters:Nathan Ocker, at Delaware, May 16, 2019
 Struck out five consecutive batters:Carter Love, vs. Kent State, March 11, 2017
 Struck out six or more consecutive batters: Carter Love (8), vs. Kent State, March 11, 2017
 Struck out 10 in a game: Daniel Brooks, vs. Siena, February 26, 2022
 Struck out 11 batters in a game:..... Daniel Brooks, vs. Siena, February 26, 2022
 Struck out 12 batters in a game:.....Evan Sisk, vs. James Madison, April 6, 2018
 Struck out 13 batters in a game:.....Evan Sisk, vs. James Madison, April 6, 2018
 Struck out 14 or more batters in a game:..... Taylor Clarke, vs. Radford, March 7, 2015 (18)
 Pitched a complete-game loss:Bailey Ober, vs. Northeastern, May 13, 2016
 Pitched a 9-inning complete game: ...Connor Campbell, vs. William & Mary, May 28, 2021
 Pitched a 9-inning shutout:Evan Sisk, at Kansas State, March 16, 2018
 Pitched a 9-inning shutout (road):Bailey Ober, at The Citadel, March 10, 2014
 Pitched two complete games in conference season:
 Pitched three or more CG in conference season:
 Pitched two shutouts in conference season:.....
 Pitched back-to-back complete games:.....
 Pitched back-to-back shutoutsNick Chigges, May 25 & June 3, 2007

A CHARLESTON TEAM...

Hit back-to-back home runs: Trotter Harlan & Luke Wood, vs. Wagner, Feb. 18, 2022 (6th)
 Hit three straight home runs: Luke Morgan, Logan McRae, Danny Wondrack, vs. LIU Brooklyn, Feb. 24, 2018
 Hit three HR in an inning: Ereven Roper (2), Morgan Phillips, March 13, 2016 (4th)
 Hit four or more home runs in an inning
 Hit three home runs in a game:at Hofstra, April 1, 2022
 Hit four home runs in a game:vs. Wagner, February 18, 2022
 Hit five home runs in a game:at Furman, March 21, 2018
 Hit six home runs in a game.....at William & Mary, May 1, 2015

Hit seven home runs in a game..... vs. Furman, March 28, 2009
 Homered in five consecutive games: March 12-20, 2022 (7)
 Homered in six consecutive games: March 12-20, 2022 (7)
 Homered in seven consecutive games: March 12-20, 2022 (7)
 Homered in eight consecutive games:April 3-17, 2021 (9)
 Homered in nine consecutive games:April 3-17, 2021 (9)
 Homered in 10 or more consecutive games: May 3-May 21, 2008 (11)
 Scored 15-19 runs in a game: vs. James Madison, April 17, 2021 (15)
 Scored 20-24 runs in a game:vs. Wagner, February 18, 2022 (20)
 Scored 25-29 runs in a game:at Charleston Southern, March 24, 2010 (28)
 Scored 30 or more runs in a game:..... vs. Quinnipiac, March 10, 2009 (30)
at Davidson, March 21, 2008 (31)
 Scored 7 runs in an inning:vs. Siena, February 26, 2022 (1st)
 Scored 8 runs in an inning:at William & Mary, May 7, 2021 (9th)
 Scored 9 runs in an inning:vs. USC Upstate, March 11, 2015 (6th)
 Scored 10 runs in an inning:at The Citadel, April 20, 2010 (3rd)
 Scored 12 runs in an inning: vs. Jacksonville, March 28, 2012 (1st)
 Scored 13 runs in an inning:.....vs. New York Tech, March 6, 2011 (4th)
 Scored 10 or more runs in a loss: at Elon, May 1, 2021 (11)
 Scored 20 or more runs in a road game: at North Florida, April 5, 2017 (20)
 Allowed 20 or more runs in a game: at #4 South Carolina, March 22, 2011 (24)
 Overcame a deficit of four runs in a win:vs. William & Mary, April 17, 2021
 Overcame a deficit of five runs in a win: vs. Elon, May 21, 2021
 Overcame a deficit of six runs in a win: vs. The Citadel, May 14, 2019
 Overcame a deficit of seven runs in a win:
 Overcame a deficit of eight runs in a win:.....
 Overcame a deficit of nine runs in a win:.....
 Walked 10 or more times in a game: vs. Hofstra, March 30, 2019
 Had five consecutive hits: vs. Elon, May 28, 2021
 Had six consecutive hits: vs. Campbell, April 2, 2004
 Had seven or more consecutive hits:.....
 Had eight consecutive batters reach base safely:vs. Hofstra, May 23, 2018
 Had nine or more consecutive batters reach base safely:
 Had four or more consecutive extra-base hits:.....
 Had nine extra-base hits in a game:..... vs. Wagner, February 18, 2022
 Had 10 or more extra-base hits in a game: vs. Wagner, February 18, 2022
 Had all nine starters record multiple-hit games:
 Had all nine starters hit safely in a game: vs. Elon, May 22, 2021
 Had all nine starters reach safely in a game: vs. Texas, March 15, 2022
 Had all nine starters score a run in a game:vs. Towson, April 21, 2017
 Had 10 or more batters hit safely in a game: vs. Wagner, February 18, 2022
 Had 10 or more batters reach safely in a game: vs. Texas, March 15, 2022
 Won a game when being out-hit five or more hits: North Carolina A&T, Feb. 20, 2021
 Won a game with fewer than four hits:..... North Carolina A&T, Feb. 20, 2021
 Stole seven or more bases in a game without being caught:at JMU, April 6, 2019
 Stole eight bases in a game:.....
 Stole nine or more bases in a game:
 Was shutout: at Charlotte, Mar. 29, 2022 (9-0)
 Was shutout at home: vs. Alabama, Mar. 5, 2021 (8-0)
 Was shutout in a CAA game:at Northeastern, April 19, 2019 (7-0)
 Was shutout at home in a CAA game: vs. William & Mary, May 17, 2014 (6-0)
 Was shutout in consecutive games:at High Point, Mar. 4-5, 2022 (5-0, 6-0)
 Shutout an opponent (7 innings):vs. Siena, February 26, 2022 (10-0)
 Shutout an opponent (9 innings): Hofstra, April 2, 2022 (4-0)
 Shutout an opponent on the road (9 innings):at Delaware, May 17, 2019 (5-0)
 Shutout two consecutive opponents: The Citadel/Wofford, 2005
 Turned a triple play: vs. UNCW, April 2, 2017 (4-3)
 Hit into a triple play:..... vs. LIU Brooklyn, Feb. 24, 2018 (11-4)



SINGLE-GAME RECORDS

INDIVIDUAL BATTING AND BASE RUNNING

At Bats	10	Nick Pappas vs. William & Mary, 2014
	10	Brandon Glazer vs. William & Mary, 2014
Runs	6	Joey Bergman vs. Quinnipiac, 2009
Hits	6	Oliver Marmol at Georgia Southern, 2007
	6	Matt Leeds at Wofford, 2011
Doubles	3	(15x) Last: Joey Mundy vs. East Carolina, 2017
Triples	2	(7x) Last: Trotter Harlan vs. VCU, 2020
Home Runs	3	(6x) Last: Daniel Aldrich at W. Carolina, 2012
Grand Slams	1	(52x) Last: Ari Sechopoulos vs. Elon, 2021
Total Bases	14	Matt Leeds vs. USC Upstate, 2010
RBI	9	Brandon Murray at Davidson, 2013
Walks	5	Brett Spivey vs. New York Tech, 2000
	5	Kris Conrad vs. Wofford, 2000
	5	Michael Kohn at Wofford, 2007
Stolen Bases	5	Billy Colome vs. Appalachian St., 1999
	5	Billy Colome at The Citadel, 1999
Strikeouts	4	Multiple Times
Hit By Pitch	4	Josh Edgeworth vs. Wofford, 2000
Sacrifice Hits	3	Ryan Welke vs. William & Mary, 2014
Sacrifice Flies	2	(16x) Last: Tanner Steffy at UNCW, 2021
Consecutive Hits	9	Monte Lee, 1997
Consecutive PA On Base	9	Monte Lee, 1997
Hit Streak	29	Billy Colome, 1999

INDIVIDUAL PITCHING

Innings	10	Eric Bauer vs. William & Mary, 2014
	10	Austin Alexander at Southeastern Louisiana, 1996
Longest Relief	10	Eric Bauer vs. William & Mary, 2014
Most Pitchers	9	at South Carolina, 1992
Earned Runs	12	Bruce Price at South Carolina, 1998
	12	Nick Chigges vs. Wofford, 2007
Runs	13	Jesse Simpson at Elon, 2009
Walks	11	Robbie Thomas at Stetson, 1992
	11	Robbie Thomas at FIU, 1992
Strikeouts	18	Taylor Clarke vs. Radford, 2015
Hits	15	Jesse Simpson at Elon, 2009
Hit Batters	4	(7x) Last: Taylor Clarke vs. Marist, 2014
Wild Pitches	6	Jason Gilfillan at Mercer, 1996

TEAM BATTING AND BASE RUNNING

At Bats	79	vs. William & Mary (23 inn.), 2014
Plate Appearances	88	vs. William & Mary (23 inn.), 2014
Runs	31	at Davidson, 2008
Winning Margin	23	Howard (3) at CofC (26), 2002
Win Margin/Shutout	20	CofC (20) at Appalachian St., 2004
Hits	30	vs. Quinnipiac, 2009
Consecutive Hits	6	vs. Campbell, 2004
Consecutive Reached	10	vs. Jacksonville, 2012
	10	vs. Boston College, 2000
Doubles	10	vs. Ball State, 2011
Triples	4	vs. Howard, 2002
Home Runs	9	vs. Furman, 2009
Total Bases	65	vs. Furman, 2009
Walks	15	vs. Howard, 2002
Stolen Bases	10	vs. UNC Asheville, 2000
	10	vs. Detroit, 2001
Sacrifice Hits	6	vs. Georgia Southern, 2004
Sacrifice Flies	6	vs. Quinnipiac, 2009

TEAM PITCHING

Runs	26	vs. UT San Antonio, 2008
Earned Runs	23	at Elon, 2009
Strikeouts	18, 3x	Last vs. Siena, 2022
Hit Batters	6	vs. New York Tech, 2000
Wild Pitches	8	at Western Carolina, 2010

TEAM FIELDING

Putouts	69	vs. William & Mary, 2014
Assists	26	vs. Notre Dame, 2006
Errors	7	vs. Newberry, 1991
	7	at Maryland, 2002
	7	vs. Towson, 2007
Double Plays	5	vs. Brown, 1998

MISCELLANEOUS

Longest Game, Innings	23	vs. William & Mary, 2014
Longest Game, Time (9 inn.)	5:10	at Florida, 2002
Longest Game, Time (Extra)	6:03	vs. William & Mary, 2014
Shortest Game, Innings	5	vs. Central Florida, 1994
	5	vs. UNC Asheville, 2002
Shortest Game, Time (7 inn.)	1:13	at Campbell, 1996
Shortest Game, Time (9 inn.)	1:48	at South Carolina, 2000
Longest Winning Streak	15	3/12/2004-4/9/2004
Longest Losing Streak	11	3/10/1995-3/26/1995
Consecutive Games	116	2/9/1997-2/20/1999
		w/o being shutout



2022 COLLEGE OF CHARLESTON CAA STATISTICS

Record: 10-2 Home: 9-0 Away: 1-2 CAA: 10-2

Player	avg	gp-gs	ab	r	h	2b	3b	hr	rbi	tb	slg%	bb	hp	so	gdp	ob%	sf	sh	sb-att	po	a	e	fld%
9 Dean, Cam	.333	12-12	42	11	14	4	0	0	4	18	.429	4	3	12	1	.420	1	1	0-0	24	34	3	.951
5 Sorrentino, Tyler	.319	12-12	47	12	15	2	1	0	7	19	.404	8	1	11	0	.429	0	1	3-3	21	3	1	.960
6 Cochrane, Sam	.310	12-12	42	8	13	3	2	0	15	20	.476	5	1	3	0	.380	2	2	2-5	31	0	1	.969
1 Harlan, Trotter	.306	12-12	49	10	15	3	0	2	12	24	.490	6	1	14	1	.393	0	0	3-3	16	0	0	1.000
4 Marr, JT	.300	12-12	50	9	15	3	0	4	14	30	.600	3	0	8	0	.327	2	0	2-2	87	9	1	.990
2 Wood, Luke	.293	10-10	41	6	12	0	0	1	4	15	.366	3	0	6	0	.341	0	0	3-3	6	15	2	.913
3 Mershon, Joseph	.286	12-12	35	11	10	0	1	0	4	12	.343	11	4	5	0	.500	0	0	2-3	26	18	1	.978
16 Hall, Preston	.179	10-10	39	5	7	0	0	2	5	13	.333	3	1	5	0	.256	0	0	0-0	70	1	1	.986

11 Mathis, Cole	.500	2-1	4	0	2	1	0	0	1	3	.750	0	0	2	0	.500	0	0	0-0	0	4	0	1.000
10 McCallister, Tanner	.500	2-0	2	1	1	0	0	1	1	4	2.000	0	0	0	0	.500	0	0	0-0	6	0	0	1.000
34 Steffy, Tanner	.286	4-1	7	0	2	2	0	0	2	4	.571	0	0	1	0	.250	1	0	0-0	0	0	0	.000
13 Hansis, Donald	.172	10-9	29	5	5	1	0	3	6	15	.517	5	0	10	0	.294	0	0	0-2	2	0	1	.667
18 Kirven, Jared	.000	3-2	7	1	0	0	0	0	0	0	.000	0	0	3	0	.000	0	1	0-0	19	1	0	1.000
30 Sears, McLendon	.000	8-1	4	4	0	0	0	0	0	0	.000	0	0	1	0	.000	0	2	0-1	0	3	2	.600
14 Choboy, Landon	.000	2-1	4	0	0	0	0	0	0	0	.000	2	0	1	0	.333	0	0	0-0	5	0	0	1.000
46 Sanchez, Patrick	.000	3-1	2	0	0	0	0	0	0	0	.000	1	0	0	1	.333	0	0	0-0	0	2	0	1.000
7 Hopkins, Brody	.000	7-0	0	2	0	0	0	0	0	0	.000	0	0	0	0	.000	0	0	2-2	1	0	0	1.000
Totals	.275	12	404	85	111	19	4	13	75	177	.438	51	11	82	3	.367	6	7	17-24	319	103	15	.966
Opponents	.254	12	406	56	103	16	3	7	53	146	.360	42	14	95	7	.341	4	5	5-9	302	93	29	.932

LOB - Team (92), Opp (96). DPs turned - Team (8), Opp (3). IBB - Team (1), Marr, J. 1, Opp (2).

(CAA games only Sorted by Earned run avg)

Player	era	w-l	app	gs	cg	sho	sv	ip	h	r	er	bb	so	2b	3b	hr	b/avg	wp	hp	bks	sfa	sha	
19 Privette, William	1.06	2-0	7	0	0	0/1	4	17.0	10	4	2	6	23	2	0	0	.164	0	1	0	0	2	
28 Campbell, Connor	4.19	0-0	4	4	0	0/0	0	19.1	24	11	9	5	13	4	0	0	.312	1	0	0	1	1	
32 Brooks, Daniel	4.76	1-0	4	4	0	0/1	0	17.0	16	9	9	10	23	2	0	1	.250	1	4	0	0	0	
24 Good, Ty	5.23	3-1	4	4	0	0/0	0	20.2	17	13	12	10	12	1	2	2	.224	1	3	1	0	0	

38 Bice, Emmett	0.00	1-0	1	0	0	0/0	0	2.0	1	0	0	3	1	1	0	0	.167	0	0	0	0	1	
23 Lucas, Brooks	0.00	0-0	1	0	0	0/0	0	1.2	1	0	0	2	1	0	0	0	.167	0	0	0	0	0	
12 Smith, Caswell	0.00	1-0	1	0	0	0/0	0	1.0	2	0	0	0	0	0	0	0	.400	0	1	0	0	0	
31 Miller, Brandon	0.00	0-0	1	0	0	0/0	0	0.1	2	0	0	0	1	0	0	0	.667	0	0	0	0	0	
27 Williams, Zach	0.00	0-0	1	0	0	0/0	0	0.1	0	0	0	0	0	0	0	0	.000	0	0	0	0	0	
40 Parris, Reed	2.61	1-0	6	0	0	0/0	0	10.1	7	4	3	3	8	1	0	1	.194	2	1	0	2	0	
11 Mathis, Cole	4.50	1-1	3	0	0	0/0	0	8.0	10	4	4	1	7	3	0	1	.313	2	0	0	0	1	
33 Pooser, Trey	8.31	0-0	4	0	0	0/0	0	8.2	13	11	8	2	6	2	1	2	.333	0	4	0	1	0	
Totals	3.98	10-2	12	12	0	1/1	4	106.1	103	56	47	42	95	16	3	7	.254	7	14	1	4	5	
Opponents	5.54	2-10	12	12	0	0/0	1	100.2	111	85	62	51	82	19	4	13	.275	9	11	1	6	7	

PB - Team (0), Opp (3). Pickoffs - Team (1), Campbell, C. 1. SBA/ATT - Campbell, C. (3-5), Marr, J. (2-4), Brooks, D. (0-2), Kirven, J. (1-1), Miller, B. (1-1), Choboy, L. (1-1), Good, T. (1-1).



2022 COLLEGE OF CHARLESTON LAST FIVE GAMES

Record: 4-1 Home: 4-0 Away: 0-1 CAA: 4-0

Player	avg	gp-gs	ab	r	h	2b	3b	hr	rbi	tb	slg%	bb	hp	so	gdp	ob%	sf	sh	sb-att	po	a	e	fld%	
1 Harlan, Trotter	.381	5-5	21	2	8	0	0	0	7	8	.381	3	0	4	0	.458	0	0	3-3	6	0	2	.750	
9 Dean, Cam	.353	5-5	17	5	6	1	1	0	3	9	.529	2	1	8	0	.429	1	0	0-0	6	13	1	.950	
5 Sorrentino, Tyler	.316	5-5	19	5	6	0	2	0	2	10	.526	3	1	4	0	.435	0	1	1-1	11	1	0	1.000	
4 Marr, JT	.304	5-5	23	4	7	2	0	2	4	15	.652	1	0	3	0	.333	0	0	0-0	34	2	1	.973	
6 Cochrane, Sam	.263	5-5	19	2	5	2	0	0	7	7	.368	3	1	1	0	.391	0	0	0-2	7	0	0	1.000	
3 Mershon, Joseph	.250	5-5	12	5	3	0	0	0	2	3	.250	7	1	2	0	.550	0	0	1-1	12	10	1	.957	

11 Mathis, Cole	1.000	1-0	1	0	1	1	0	0	0	2	2.000	0	0	0	0	1.000	0	0	0-0	0	1	0	1.000	
10 McCallister, Tanner	.500	1-0	2	1	1	0	0	1	1	4	2.000	0	0	0	0	.500	0	0	0-0	3	0	0	1.000	
13 Hansis, Donald	.375	3-3	8	1	3	0	0	0	0	3	.375	2	0	2	0	.500	0	0	0-1	0	0	0	.000	
34 Steffy, Tanner	.333	3-1	6	0	2	2	0	0	2	4	.667	0	0	1	0	.286	1	0	0-0	0	0	0	.000	
2 Wood, Luke	.273	3-3	11	1	3	0	0	0	0	3	.273	1	0	4	0	.333	0	0	1-1	2	2	2	.667	
16 Hall, Preston	.000	3-3	10	0	0	0	0	0	0	0	.000	0	1	1	0	.091	0	0	0-0	22	0	1	.957	
14 Choboy, Landon	.000	2-2	9	0	0	0	0	0	0	0	.000	0	0	2	0	.000	0	0	0-0	14	1	0	1.000	
18 Kirven, Jared	.000	2-1	3	1	0	0	0	0	0	0	.000	0	0	1	0	.000	0	1	0-0	12	0	0	1.000	
30 Sears, McLendon	.000	3-1	3	3	0	0	0	0	0	0	.000	0	0	1	0	.000	0	1	0-0	0	3	2	.600	
46 Sanchez, Patrick	.000	3-1	2	1	0	0	0	0	0	0	.000	1	1	0	1	.500	0	0	0-0	0	2	0	1.000	
7 Hopkins, Brody	.000	3-0	0	0	0	0	0	0	0	0	.000	0	0	0	0	.000	0	0	0-0	1	0	0	1.000	
Totals	.271	5	166	31	45	8	3	3	28	68	.410	23	6	34	1	.376	2	3	6-9	132	42	11	.941	
Opponents	.263	5	171	24	45	7	0	2	21	58	.339	22	5	42	3	.360	2	5	5-6	126	38	9	.948	

LOB - Team (43), Opp (49). DPs turned - Team (4), Opp (2). IBB - Team (1), Marr, J. 1, Opp (2). Picked off - Cochrane, S. 1.

(Last 5 Sorted by Earned run avg)

Player	era	w-l	app	gs	cg	sho	sv	ip	h	r	er	bb	so	2b	3b	hr	b/avg	wp	hp	bks	sfa	sha
24 Good, Ty	0.00	1-0	1	1	0	0/0	0	6.0	3	1	0	3	3	0	0	0	.150	1	1	0	0	0
19 Privette, William	2.08	2-0	3	0	0	0/0	1	8.2	7	4	2	4	10	0	0	0	.212	0	1	0	0	2
28 Campbell, Connor	4.50	0-0	2	2	0	0/0	0	10.0	12	7	5	4	8	2	0	0	.300	1	0	0	1	0

27 Williams, Zach	0.00	0-0	1	1	0	0/0	0	4.1	4	3	0	3	7	1	0	0	.235	0	0	0	0	1
32 Brooks, Daniel	0.00	0-0	1	1	0	0/0	0	4.1	3	0	0	4	6	0	0	0	.200	0	0	0	0	0
31 Miller, Brandon	0.00	0-0	1	0	0	0/0	0	0.2	2	0	0	0	0	0	0	0	.500	0	0	0	0	0
33 Pooser, Trey	4.91	0-0	1	0	0	0/0	0	3.2	4	2	2	0	2	1	0	1	.267	0	1	0	0	0
11 Mathis, Cole	5.40	0-0	2	0	0	0/0	0	3.1	5	2	2	1	4	1	0	0	.357	2	1	0	0	1
40 Parris, Reed	13.50	1-0	2	0	0	0/0	0	1.1	3	2	2	2	1	1	0	1	.500	0	0	0	1	0
23 Lucas, Brooks	16.20	0-1	1	0	0	0/0	0	1.2	2	3	3	1	1	1	0	0	.286	0	1	0	0	1
Totals	3.27	4-1	5	5	0	0/0	1	44.0	45	24	16	22	42	7	0	2	.263	4	5	0	2	5
Opponents	5.14	1-4	5	5	0	0/0	0	42.0	45	31	24	23	34	8	3	3	.271	2	6	1	2	3

PB - Team (1), Choboy, L. 1, Opp (1). Pickoffs - Team (0), Opp (1). SBA/ATT - Campbell, C. (3-4), Choboy, L. (2-2), Marr, J. (1-1), Good, T. (1-1), Miller, B. (1-1), Kirven, J. (1-1).



Score by innings	1	2	3	4	5	6	7	8	9	Total
Charleston	36	14	29	15	23	30	28	28	13	216
Opponents	5	15	23	24	28	21	20	13	23	172

Record when ...

Overall	22-13	After 6 leading	19-0
Conference	10-2 trailing	2-12
Non-Conference	12-11 tied	1-1
Home games	20-4	After 7 leading	17-0
Away games	2-9 trailing	2-10
Neutral site	0-0 tied	2-3
Day games	19-11	After 8 leading	18-1
Night games	3-2 trailing	2-10
vs Left starter	3-4 tied	1-2
vs Right starter	19-9		
1-Run games	5-4	Hit 0 home runs	8-8
2-Run games	3-2	... 1 home run	8-3
5+Run games	8-5	... 2+ home runs	6-2
Extra innings	0-0		
Shutouts	2-3	Opponent 0 home runs	13-9
	 1 home run	6-2
	 2+ HRs	3-2
Scoring 0-2 runs	0-6		
..... 3-5 runs	5-3		
..... 6-9 runs	10-4	Made 0 errors	6-2
..... 10+ runs	7-0 1 error	12-3
	 2+ errors	4-8
Opponent 0-2 runs	7-1		
..... 3-5 runs	11-3	Opp. made 0 errors	6-6
..... 6-9 runs	4-8 1 error	1-5
..... 10+ runs	0-1 2+ errors	15-2
Scored in 1st inning	13-3	Out-hit opponent	15-0
Opp. scored in 1st	2-2	Out-hit by opponent	3-10
Scores first	16-7	Hits are tied	4-3
Opp. scores first	6-6		

Record when team scores:

Runs	0	1	2	3	4	5	6	7	8	9	10+
W-L	0-3	0-3	0-0	2-0	3-1	0-2	1-4	7-0	1-0	1-0	7-0

Record when opponent scores:

Runs	0	1	2	3	4	5	6	7	8	9	10+
W-L	2-0	3-0	2-1	6-0	1-1	4-2	1-1	0-3	1-3	2-1	0-1

Record when leading after:

Inn.	1	2	3	4	5	6	7	8
W-L	13-2	12-4	18-2	16-2	16-1	19-0	17-0	18-1

Record when trailing after:

Inn.	1	2	3	4	5	6	7	8
W-L	1-1	1-3	1-7	3-10	4-10	2-12	2-10	2-10

Record when tied after:

Inn.	1	2	3	4	5	6	7	8
W-L	8-10	9-6	3-4	3-1	2-2	1-1	2-3	1-2

Current winning streak: 3
 Longest winning streak: 4
 Longest losing streak: 5



Multiple Hit Games	2	3	4	5+	Total
1 Harlan, Trotter	9	3	-	-	12
4 Marr, JT	8	4	-	-	12
5 Sorrentino, Tyler	8	2	-	-	10
6 Cochrane, Sam	6	2	-	-	8
3 Mershon, Joseph	6	2	-	-	8
9 Dean, Cam	5	2	-	-	7
16 Hall, Preston	5	2	-	-	7
2 Wood, Luke	4	2	-	-	6
13 Hansis, Donald	3	1	-	-	4
14 Choboy, Landon	3	1	-	-	4
34 Steffy, Tanner	1	1	-	-	2
46 Sanchez, Patrick	1	-	-	-	1
TEAM	59	22	0	0	81

Multiple RBI Games	2	3	4	5+	Total
1 Harlan, Trotter	6	3	-	-	9
4 Marr, JT	5	-	2	-	7
6 Cochrane, Sam	5	1	-	-	6
13 Hansis, Donald	3	1	-	-	4
9 Dean, Cam	4	-	-	-	4
16 Hall, Preston	1	1	1	-	3
14 Choboy, Landon	1	1	-	-	2
2 Wood, Luke	-	1	1	-	2
5 Sorrentino, Tyler	2	-	-	-	2
34 Steffy, Tanner	-	1	-	-	1
3 Mershon, Joseph	-	1	-	-	1
TEAM	27	10	4	0	41

Hitting Streaks	Longest	Current
4 Marr, JT	9	5
5 Sorrentino, Tyler	9	1
6 Cochrane, Sam	8	-
9 Dean, Cam	7	1
2 Wood, Luke	6	1
1 Harlan, Trotter	6	1
16 Hall, Preston	4	-
14 Choboy, Landon	3	-
3 Mershon, Joseph	3	-
11 Mathis, Cole	2	2
7 Hopkins, Brody	2	-
30 Sears, McLendon	2	-
34 Steffy, Tanner	2	-
13 Hansis, Donald	2	1
18 Kirven, Jared	2	-
10 McCallister, Tanner	1	1
46 Sanchez, Patrick	1	-
26 Weatherford, Jaxon	1	-
29 Lobeck, Matt	1	1

Reached Base Streaks	Longest	Current
4 Marr, JT	24	5
9 Dean, Cam	12	7
2 Wood, Luke	10	1
6 Cochrane, Sam	9	9
5 Sorrentino, Tyler	9	5
1 Harlan, Trotter	9	1
3 Mershon, Joseph	8	1
30 Sears, McLendon	5	-
16 Hall, Preston	5	-
13 Hansis, Donald	4	3
14 Choboy, Landon	3	-
46 Sanchez, Patrick	3	3
7 Hopkins, Brody	2	-
11 Mathis, Cole	2	2
18 Kirven, Jared	2	-
34 Steffy, Tanner	2	-
44 Wetenhall, Ben	1	1
43 Baumhofer, Will	1	-
10 McCallister, Tanner	1	1
26 Weatherford, Jaxon	1	-
29 Lobeck, Matt	1	1

2022 COLLEGE OF CHARLESTON MISCELLANEOUS STATISTICS

Player	GS	Position											Batting Order													
		p	c	1b	2b	3b	ss	lf	cf	rf	of	dh	1st	2nd	3rd	4th	5th	6th	7th	8th	9th					
4 Marr, JT	35	.	25	7	3	.	.	14	21
1 Harlan, Trotter	35	.	.	.	11	.	2	16	.	2	.	4	14	17	.	4
5 Sorrentino, Tyl	34	34	33	1
9 Dean, Cam	33	33	6	25	2	.	.
6 Cochrane, Sam	30	1	29	1	6	23
2 Wood, Luke	29	29	3	1	14	11
16 Hall, Preston	29	.	.	27	2	.	.	.	6	15	2	5	1	.	.	.
3 Mershon, Josep	28	.	.	.	24	4	1	15	6	.	6	.	.
13 Hansis, Donald	17	8	9	7	10
14 Choboy, Lando	15	.	2	10	3	.	.	.	2	3	4	4	2	.	.	.
34 Steffy, Tanner	13	13	.	.	.	4	3	5	1
32 Brooks, Daniel	9	9
24 Good, Ty	9	9
28 Campbell, Con	9	9
18 Kirven, Jared	8	.	8	1	3	4	.	.
33 Pooser, Trey	6	6
10 McCallister, Ta	3	.	.	1	2	2	.	1	.	.
7 Hopkins, Brody	2	2	2
30 Sears, McLend	2	1	.	1	1	1	.
27 Williams, Zach	2	2
11 Mathis, Cole	1	1	1
46 Sanchez, Patric	1	1	1	.	.



TEAM GAME HIGHS

Batting

At bats:	46	-	vs Wagner (Feb 18, 2022)
Runs scored:	20	-	vs Wagner (Feb 18, 2022)
Hits:	21	-	vs Wagner (Feb 18, 2022)
RBI's:	17	-	vs Wagner (Feb 18, 2022)
Doubles:	8	-	vs Wagner (Feb 18, 2022)
Triples:	2	-	at Citadel (Apr 12, 2022)
Home runs:	4	-	vs Wagner (Feb 18, 2022)
Total bases:	43	-	vs Wagner (Feb 18, 2022)
Walks:	8	-	at Presbyterian (Mar 01, 2022)
	8	-	vs Penn (Mar 08, 2022)
	8	-	vs Northeastern (Mar 25, 2022)
Strikeouts:	17	-	at Clemson (Feb 22, 2022)
Sac hits:	2	-	vs Wagner (Feb 20, 2022)
Sac flies:	2	-	at High Point (Mar 06, 2022)
	2	-	vs William & Mary (Apr 16, 2022)
Stolen bases:	6	-	at Presbyterian (Mar 01, 2022)
Hit by pitch:	3	-	vs William & Mary (Apr 17, 2022)
Caught stealing:	2	-	vs Texas (Mar 15, 2022)
	2	-	vs East Carolina (Mar 20, 2022)
	2	-	at Hofstra (Apr 02, 2022)
Runners LOB:	11	-	vs James Madison (Apr 10, 2022)
Hit into DP:	3	-	at High Point (Mar 04, 2022)

Fielding

Putouts:	27	-	(25 times)
Assists:	14	-	at High Point (Mar 06, 2022)
Errors:	4	-	vs James Madison (Apr 10, 2022)
Passed balls:	1	-	(4 times)
DPs turned:	2	-	(4 times)

Pitching

Innings pitched:	9.0	-	(25 times)
Runs allowed:	15	-	vs Umass Lowell (Mar 12, 2022)
Earned runs:	14	-	vs Umass Lowell (Mar 12, 2022)
Walks allowed:	9	-	vs Umass Lowell (Mar 12, 2022)
Strikeouts:	18	-	vs Siena (Feb 26, 2022)
Hits allowed:	17	-	vs Umass Lowell (Mar 12, 2022)
Doubles allowed:	4	-	vs Umass Lowell (Mar 12, 2022)
Triples allowed:	2	-	vs Umass Lowell (Mar 12, 2022)
Homers allowed:	2	-	(5 times)
Wild pitches:	6	-	vs Umass Lowell (Mar 12, 2022)
Hit batters:	5	-	vs Northeastern (Mar 26, 2022)

INDIVIDUAL GAME HIGHS

Batting

At bats:	6	- Steffy, Tanner vs Wagner (Feb 18, 2022)
Runs scored:	3	- (5 times)
Hits:	3	- (22 times)
RBI:	4	- (4 times)
Doubles:	2	- Hall, Preston vs Siena (Feb 26, 2022)
	2	- Cochrane, Sam vs East Carolina (Mar 20, 2022)
	2	- Steffy, Tanner vs William & Mary (Apr 15, 2022)
Triples:	1	- (10 times)
Home runs:	2	- Hall, Preston vs Umass Lowell (Mar 12, 2022)
	2	- Marr, JT vs William & Mary (Apr 16, 2022)
Total bases:	9	- Hall, Preston vs Umass Lowell (Mar 12, 2022)
	9	- Marr, JT vs William & Mary (Apr 16, 2022)
Walks:	3	- (5 times)
Strikeouts:	3	- (7 times)
Sac hits:	1	- (16 times)
Sac flies:	1	- (13 times)
Stolen bases:	2	- (6 times)
Hit by pitch:	2	- Mershon, Joseph vs Northeastern (Mar 26, 2022)
Caught stealing:	2	- Cochrane, Sam at Hofstra (Apr 02, 2022)
Runners LOB:	8	- Marr, JT vs William & Mary (Apr 17, 2022)

Fielding

Putouts:	17	- Marr, JT vs Siena (Feb 26, 2022)
Assists:	7	- Harlan, Trotter at Presbyterian (Mar 01, 2022)
	7	- Dean, Cam at High Point (Mar 06, 2022)
Errors:	2	- (4 times)
Passed balls:	1	- (4 times)

Pitching

Innings pitched:	7.1	- Good, Ty at High Point (Mar 04, 2022)
Runs allowed:	6	- Good, Ty vs East Carolina (Mar 18, 2022)
	6	- Good, Ty at Hofstra (Apr 01, 2022)
Earned runs:	6	- Good, Ty at Hofstra (Apr 01, 2022)
Walks allowed:	4	- Good, Ty vs Umass Lowell (Mar 12, 2022)
	4	- Brooks, Daniel vs William & Mary (Apr 16, 2022)
Strikeouts:	11	- Brooks, Daniel vs Siena (Feb 26, 2022)
Hits allowed:	7	- (4 times)
Doubles allowed:	2	- (4 times)
Triples allowed:	2	- Brooks, Daniel vs Umass Lowell (Mar 12, 2022)
Homers allowed:	2	- Good, Ty vs East Carolina (Mar 18, 2022)
	2	- Good, Ty vs James Madison (Apr 08, 2022)
Wild pitches:	3	- Schultz, Michael vs Umass Lowell (Mar 12, 2022)
Hit batters:	3	- Good, Ty vs East Carolina (Mar 18, 2022)
	3	- Pooser, Trey vs Northeastern (Mar 26, 2022)

1



Trotter Harlan

Jr. • INF • 5-11 • Fountain Inn, S.C.

	AVG	R	H	2B	3B	HR	RBI	SLG	OBP	SB	FLD%
SEA	.317	24	39	10	0	4	29	.496	.444	15	.933
CAR	.303	78	120	23	4	10	58	.457	.381	28	.936

- Last time out: 2-4, run, walk, two RBI vs. William & Mary (Apr. 17)
- 2022 Preseason All-CAA Selection
- Batted .291 with five home runs, 11 doubles, two triples and 24 RBI in 2021
- Reached safely in 34 of the last 36 games

CAREER HIGHS

Hits	Runs	2B	3B	HR	RBI	TB	Walks	SB
4	3, 3x	2	2	1, 10x	3, 4x	6, 4x	3, 3x	2, 6x

2



Luke Wood

Jr. • INF • 6-0 • Fletcher, N.C.

	AVG	R	H	2B	3B	HR	RBI	SLG	OBP	SB	FLD%
SEA	.265	15	27	1	0	3	14	.363	.342	7	.894
CAR	.265	15	27	1	0	3	14	.363	.342	7	.894

- Last time out: 2-4, run vs. William & Mary (Apr. 17)
- Marked his CofC debut with a home run against Wagner (Feb. 18)
- Transfer from Florence-Darlington Tech
- Batted .425 at Flo-Dar to earn All-Region First Team honors

CAREER HIGHS

Hits	Runs	2B	3B	HR	RBI	TB	Walks	SB
3	2, 4x	1	N/A	1, 3x	4	6, 2x	2	1, 7x

3



Joseph Mershon

Jr. • INF • 5-11 • Taylors, S.C.

	AVG	R	H	2B	3B	HR	RBI	SLG	OBP	SB	FLD%
SEA	.242	27	22	2	1	2	12	.352	.403	5	.962
CAR	.285	71	86	13	3	6	38	.407	.414	18	.950

- Last time out: 0-1, two walks, HBP, RBI vs. William & Mary (Apr. 17)
- 2022 Preseason All-CAA Selection
- Named to the All-CAA Second Team and All-Rookie Team in 2021
- Batted .314 with 10 doubles, two triples, four home runs and 20 RBI in 2021

CAREER HIGHS

Hits	Runs	2B	3B	HR	RBI	TB	Walks	SB
4	4	2, 2x	1, 3x	2	5	11	4	2

4



JT Marr

Jr. • C/1B • 6-1 • Fort Mill, S.C.

	AVG	R	H	2B	3B	HR	RBI	SLG	OBP	SB	FLD%
SEA	.343	22	47	7	1	6	29	.540	.387	8	.993
CAR	.343	22	47	7	1	6	29	.540	.387	8	.993

- Last time out: 1-5, double, RBI vs. William & Mary (Apr. 17)
- CAA Co-Player of the Week (Feb. 21)
- Clubbed a first-inning grand slam against No. 2 Texas (Mar. 15)
- Started his CofC career with five straight multi-hit games

CAREER HIGHS

Hits	Runs	2B	3B	HR	RBI	TB	Walks	SB
3, 4x	3	1, 7x	1	2	4, 2x	9	1, 10x	1, 8x

5



Tyler Sorrentino

Fr. • OF • 5-10 • West Essex, N.J.

	AVG	R	H	2B	3B	HR	RBI	SLG	OBP	SB	FLD%
SEA	.279	27	36	6	3	0	14	.372	.384	10	.973
CAR	.279	27	36	6	3	0	14	.372	.384	10	.973

- Last time out: 2-3, run, RBI vs. William & Mary (Apr. 17)
- CAA Rookie of the Week (Feb. 28)
- Nine-game hitting streak to start his collegiate career
- All-State Second Team honoree at West Essex HS

CAREER HIGHS

Hits	Runs	2B	3B	HR	RBI	TB	Walks	SB
3, 2x	3	1, 5x	1, 2x	N/A	2, 2x	4, 4x	2, 4x	2

6



Sam Cochran

Gr. • OF • 6-0 • Ocala, Fla.

	AVG	R	H	2B	3B	HR	RBI	SLG	OBP	SB	FLD%
SEA	.305	21	29	7	3	1	22	.474	.387	7	.971
CAR	.305	21	29	7	3	1	22	.474	.387	7	.971

- Last time out: 0-3, walk, RBI vs. William & Mary (Apr. 17)
- CAA Player of the Week (Mar. 21)
- Graduate transfer from Eckerd College (St. Petersburg, Fla.)
- 2017 Sunshine State Conference Freshman of the Year

CAREER HIGHS

Hits	Runs	2B	3B	HR	RBI	TB	Walks	SB
3, 2x	2, 3x	2	1, 3x	1	3	5, 3x	1, 12x	2

9



Cam Dean

Sr. • INF • 6-3 • Surfside Beach, S.C.

	AVG	R	H	2B	3B	HR	RBI	SLG	OBP	SB	FLD%
SEA	.301	19	34	7	1	1	16	.407	.354	2	.949
CAR	.255	31	54	10	1	1	26	.325	.325	5	.943

- Last time out: 1-4, run vs. William & Mary (Apr. 17)
- Launched his first homer as a Cougar against UMass Lowell (Mar. 13)
- Made 31 starts with three doubles and 21 RBI in 2021
- Batted .286 with 8 doubles, 2 home runs and 29 RBI in two years at Flo-Dar

CAREER HIGHS

Hits	Runs	2B	3B	HR	RBI	TB	Walks	SB
3, 2x	2, 4x	1, 10x	1	1	2, 4x	6	2	1, 5x

10



Tanner McCallister

Sr. • 1B/OF • 6-2 • Roebuck, S.C.

	AVG	R	H	2B	3B	HR	RBI	SLG	OBP	SB	FLD%
SEA	.158	3	3	1	0	1	1	.368	.158	1	1.000
CAR	.210	17	29	7	0	5	23	.370	.262	3	.979

- Last time out: Pinch-hit home run vs. William & Mary (Apr. 17)
- Finished the 2021 season with four doubles, four home runs and 17 RBI
- Marked his first collegiate HR with a grand slam against N.C. A&T (2.21.21)
- Launched a grand slam against Tennessee Tech (4.11.21)

CAREER HIGHS

Hits	Runs	2B	3B	HR	RBI	TB	Walks	SB
2, 7x	2, 2x	1, 6x	N/A	1, 5x	4, 2x	5, 3x	2	1, 2x



11



Cole Mathis

Fr. • RHP/INF • 6-1 • Cataula, Ga.

AVG	R	H	2B	3B	HR	RBI	SLG	OBP	SB	FLD%
SEA	.200	0	1	0	0	1	.200	.200	0	1.000
CAR	.200	0	1	0	0	1	.200	.200	0	1.000

ERA	APP/GS	W-L	SV	IP	H	R	ER	BB	SO	
SEA	5.12	10/0	2-2	1	19.1	23	12	11	6	22
CAR	5.12	10/0	2-2	1	19.1	23	12	11	6	22

- Last time out: Two shutout innings, two K's vs. William & Mary (Apr. 17)
- Earned the win in his collegiate debut with six K's in against Wagner (Feb. 20)
- 2021 Region 2-4A Hitter of the Year and All-State First Team selection
- Batted .450 with 27 RBI and posted a 3.11 ERA in 36 innings as a senior

CAREER HIGHS

Hits	Runs	2B	3B	HR	RBI	TB	Walks	SB
1	N/A	N/A	N/A	N/A	1	1	N/A	N/A

IP	Hits	ER	Walks	SO	BF	PC
4.0	3, 2x	2, 2x	1, 6x	6	16	55

12



Caswell Smith

Jr. • RHP • 6-3 • Ball Ground, Ga.

ERA	APP/GS	W-L	SV	IP	H	R	ER	BB	SO	
SEA	22.50	3/0	1-0	0	2.0	4	5	5	2	1
CAR	4.06	10/7	4-1	0	31.0	31	20	14	16	27

- Last time out: One scoreless inning, win vs. Northeastern (Mar. 27)
- Appeared in only three games in 2021 (injury)
- Posted a 3-0 record with a 1.35 ERA and 20 strikeouts in 2020
- All-State selection at Pickens High School in Jasper, Ga.

CAREER HIGHS

IP	Hits	ER	Walks	SO	BF	PC
7.0	6, 2x	5	4, 2x	7	29	88

13



Donald Hansis

Sr. • OF • 6-2 • Myrtle Beach, S.C.

AVG	R	H	2B	3B	HR	RBI	SLG	OBP	SB	FLD%
SEA	.234	12	15	4	0	5	.531	.310	0	.765
CAR	.231	35	49	10	2	14	.495	.297	2	.929

- Last time out: 1-2, walk, run vs. William & Mary (Apr. 17)
- Finished the 2021 season with four doubles, four home runs and 13 RBI
- Led CofC to an 11-2 win at Clemson with two HR - including a first-inning grand slam (3.4.20)

CAREER HIGHS

Hits	Runs	2B	3B	HR	RBI	TB	Walks	SB
3, 3x	3	1, 10x	1, 2x	2	6	9	2	1, 2x

14



Landon Choboy

Sr. • C/OF • 6-1 • Raleigh, N.C.

AVG	R	H	2B	3B	HR	RBI	SLG	OBP	SB	FLD%
SEA	.224	8	13	2	0	2	.362	.318	1	1.000
CAR	.290	29	53	10	2	4	.432	.365	5	.972

- Last time out: 0-4 vs. William & Mary (Apr. 15)
- Batted .300 with three doubles, two triples, two home runs and 21 RBI in 2021
- Marked his first collegiate home run with a three-run bomb at Elon (5.1.21)
- Launched a three-run shot against Elon in the CAA Tournament (5.28.21)

CAREER HIGHS

Hits	Runs	2B	3B	HR	RBI	TB	Walks	SB
3, 4x	2, 5x	2	1, 2x	1, 4x	4	6	2, 2x	1, 5x

15



Noah Carter

Fr. • C/OF • 6-0 • Hamer, S.C.

AVG	R	H	2B	3B	HR	RBI	SLG	OBP	SB	FLD%
SEA	.000	0	0	0	0	0	.000	.000	0	.000
CAR	.000	0	0	0	0	0	.000	.000	0	.000

- Last time out: N/A
- Batted .527 with seven home runs and 27 RBI at Lake View High School
- Three-time selection to the Diamond Prospect Palmetto Games
- Palmetto Games Gold Glove and Silver Slugger

CAREER HIGHS

Hits	Runs	2B	3B	HR	RBI	TB	Walks	SB
N/A	N/A	N/A	N/A	N/A	N/A	N/A	N/A	N/A

16



Preston Hall

Fr. • 1B • 6-1 • Gastonia, N.C.

AVG	R	H	2B	3B	HR	RBI	SLG	OBP	SB	FLD%
SEA	.233	15	24	4	0	6	.447	.322	0	.990
CAR	.233	15	24	4	0	6	.447	.322	0	.990

- Last time out: 0-3 vs. William & Mary (Apr. 17)
- CAA Rookie of the Week (Mar. 28)
- Leads the team with six home runs
- Marked his collegiate debut with a double and a solo HR vs. Wagner (Feb. 18)

CAREER HIGHS

Hits	Runs	2B	3B	HR	RBI	TB	Walks	SB
3, 2x	2, 4x	2	N/A	2	4	9	2, 4x	N/A

17



Isaiah Rainge

Fr. • OF • 5-10 • Grovetown, Ga.

AVG	R	H	2B	3B	HR	RBI	SLG	OBP	SB	FLD%
SEA	.000	0	0	0	0	0	.000	.000	0	.000
CAR	.000	0	0	0	0	0	.000	.000	0	.000

- Last time out: N/A
- Four-time All-Area selection at Grovetown High School
- Batted .400 and compiled a 2.17 ERA as a senior
- Two-year Georgia Top-100

CAREER HIGHS

Hits	Runs	2B	3B	HR	RBI	TB	Walks	SB
N/A	N/A	N/A	N/A	N/A	N/A	N/A	N/A	N/A

18



Jared Kirven

Sr. • C • 5-10 • Lexington, S.C.

AVG	R	H	2B	3B	HR	RBI	SLG	OBP	SB	FLD%
SEA	.107	3	3	1	0	0	.143	.167	0	.974
CAR	.232	23	54	8	0	4	.318	.280	3	.987

- Last time out: 0-3 vs. James Madison (Apr. 10)
- 2022 Preseason All-CAA selection
- 2021 All-CAA Second Team
- Batted .299 with six doubles, four home runs and 18 RBI in 2021

CAREER HIGHS

Hits	Runs	2B	3B	HR	RBI	TB	Walks	SB
3, 7x	2, 2x	1, 7x	N/A	1, 4x	2, 7x	7	1, 8x	1, 3x



19



William Privette

So. • RHP • 6-6 • Chapin, S.C.

	ERA	APP/GS	W-L	SV	IP	H	R	ER	BB	SO
SEA	0.93	15/0	3-0	7	38.2	25	9	4	13	51
CAR	2.37	29/6	4-3	7	83.2	64	34	22	25	87

- **Last time out:** Two perfect innings, two K's, win vs. William & Mary (Apr. 17)
- Second in the nation in ERA (0.93)
- CAA Pitcher of the Week (Apr. 18)
- Made his collegiate debut at Clemson with 6 K's in 4.2 IP (4.13.21)

CAREER HIGHS

IP	Hits	ER	Walks	SO	BF	PC
6.0, 2x	7	5, 2x	3, 3x	6, 2x	25	97

21



Luke Vaks

So. • RHP • 6-1 • Mays Landing, N.J.

	ERA	APP/GS	W-L	SV	IP	H	R	ER	BB	SO
SEA	9.00	4/0	0-0	0	3.0	5	3	3	3	4
CAR	9.00	4/0	0-0	0	3.0	5	3	3	3	4

- **Last time out:** Two-thirds inning, one strikeout at Charlotte (Mar. 29)
- Made five appearances with two starts at Old Dominion in 2021
- Selected to the Area Code Games at Cedar Creek High School
- Struck out 70 batters in 39 innings as a junior

CAREER HIGHS

IP	Hits	ER	Walks	SO	BF	PC
1.1	4	3	2	2	7, 2x	28

23



Brooks Lucas

Sr. • RHP • 6-0 • Greenville, S.C.

	ERA	APP/GS	W-L	SV	IP	H	R	ER	BB	SO
SEA	6.52	6/0	0-1	0	9.2	14	7	7	4	5
CAR	4.54	43/7	7-4	1	83.1	83	49	42	37	77

- **Last time out:** 1.2 innings, three runs, loss at The Citadel (Apr. 12)
- Compiled a 1-1 record with one save, a 3.68 ERA and 14 strikeouts in 2021
- Went 1-1 with a 2.08 ERA and 11 strikeouts in 8.2 innings in 2020
- Fanned five in seven innings at Northeastern (4.21.19)

CAREER HIGHS

IP	Hits	ER	Walks	SO	BF	PC
7.0	8, 2x	6	3	7	27, 2x	91

24



Ty Good

Jr. • RHP • 6-2 • Fort Mill, S.C.

	ERA	APP/GS	W-L	SV	IP	H	R	ER	BB	SO
SEA	4.15	10/9	5-3	0	47.2	37	28	22	22	46
CAR	3.74	32/19	13-8	3	130.0	108	66	54	50	139

- **Last time out:** 6.0 innings, one unearned run, win vs. William & Mary (Apr. 15)
- 2022 Preseason All-CAA selection
- Struck out the side in the seventh vs. Texas (Mar. 15)
- Compiled a 7-5 record with a 3.71 ERA and 85 strikeouts in 77.2 IP in 2021

CAREER HIGHS

IP	Hits	ER	Walks	SO	BF	PC
7.1	12	8	5	10, 2x	29, 2x	111

25



Ryan Smith

Sr. • RHP • 6-0 • Hazard, Ky.

	ERA	APP/GS	W-L	SV	IP	H	R	ER	BB	SO
SEA	7.20	6/0	0-2	0	10.0	13	11	8	4	2
CAR	3.94	24/0	2-3	2	32.0	35	25	14	13	15

- **Last time out:** 1.2 innings, four earned runs at Charlotte (Mar. 29)
- Compiled a 2-2 record with two saves, a 2.45 ERA and 13 K's in 2021
- Went 3-1 with a 3.41 ERA and 28 K's in two years at Florence-Darlington Tech
- Two-time Region 14 MVP at Hazard High School

CAREER HIGHS

IP	Hits	ER	Walks	SO	BF	PC
3.0	5	4	2, 3x	3	11	38

26



Jaxon Weatherford

Jr. • 1B • 6-4 • Charleston, S.C.

	AVG	R	H	2B	3B	HR	RBI	SLG	OBP	SB	FLD%
SEA	.333	0	1	0	0	0	0	.333	.333	0	1.000
CAR	.225	3	9	1	0	0	1	.250	.367	2	1.000

- **Last time out:** 0-1 vs. UMass Lowell (Mar. 12)
- Has appeared in 26 games over two seasons with eight hits and three runs
- Drew a pinch-hit bases-loaded walk against Elon (5.21.21)
- Reached base four times in his collegiate debut against Iona (2.15.20)

CAREER HIGHS

Hits	Runs	2B	3B	HR	RBI	TB	Walks	SB
2	2	1	N/A	N/A	1	2, 2x	1, 8x	1, 2x

27



Zach Williams

Sr. • LHP • 6-1 • Marietta, Ga.

	ERA	APP/GS	W-L	SV	IP	H	R	ER	BB	SO
SEA	6.00	8/2	0-1	0	12.0	14	12	8	11	11
CAR	4.65	51/17	6-4	5	127.2	136	78	66	55	74

- **Last time out:** 4.1 innings, three unearned runs, 3 K's at The Citadel (Apr. 12)
- Compiled a 2-0 record with four saves and 23 strikeouts in 2021
- Did not allow a run in 11 innings of work in 2020
- Went 6.2 innings to earn his first collegiate win vs. The Citadel (3.26.19)

CAREER HIGHS

IP	Hits	ER	Walks	SO	BF	PC
6.2, 2x	9	5	4	7	26, 2x	95

28



Connor Campbell

Sr. • LHP • 6-0 • Mason Neck, Va.

	ERA	APP/GS	W-L	SV	IP	H	R	ER	BB	SO
SEA	3.22	9/9	3-0	0	44.2	46	19	16	11	34
CAR	3.73	26/17	9-4	0	111.0	131	56	46	31	87

- **Last time out:** Five innings, four ER, three K's vs. William & Mary (Apr. 17)
- Compiled a 6-4 record with a 4.07 ERA and 53 K's in 66.1 innings in 2021
- Tossed a CG against William & Mary in the CAA Tournament (5.28.21)
- Spun eight shutout innings against Tennessee Tech (4.11.21)

CAREER HIGHS

IP	Hits	ER	Walks	SO	BF	PC
9.0	10, 2x	6	3, 4x	8	36	125



30



McLendon Sears

Gr. • UTIL • 5-11 • Sumter, S.C.

	AVG	R	H	2B	3B	HR	RBI	SLG	OBP	SB	FLD%
SEA	.364	4	4	3	0	0	2	.636	.417	0	.786
CAR	.148	15	13	6	0	0	8	.216	.262	2	.964

- **Last time out:** Scored winning run as pinch runner vs. William & Mary (Apr. 16)
- Has appeared in 78 games as a Cougar
- Reached base three times with two singles and a walk at Campbell (3.9.21)
- Went 2-for-3 with pair of doubles against Iona (2.14.20)

CAREER HIGHS

Hits	Runs	2B	3B	HR	RBI	TB	Walks	SB
2, 3x	2, 2x	2	N/A	N/A	2, 2x	4	1, 8x	1, 2x

31



Brandon Miller

Gr. • RHP • 6-0 • Easton, Pa.

	ERA	APP/GS	W-L	SV	IP	H	R	ER	BB	SO
SEA	6.00	4/0	0-0	0	3.0	6	2	2	0	3
CAR	6.00	4/0	0-0	0	3.0	6	2	2	0	3

- **Last time out:** 0.2 innings at The Citadel (Apr. 12)
- Spent four seasons at St. John's (N.Y.)
- Hit .281 as a freshman and drove in 15 runs as a sophomore
- All-League and All-Area selection at Wilson Area High School

CAREER HIGHS

IP	Hits	ER	Walks	SO	BF	PC
1.0, 2x	2	2	N/A	1, 3x	6	26

32



Daniel Brooks

Fr. • RHP • 6-7 • Mt. Pleasant, S.C.


	ERA	APP/GS	W-L	SV	IP	H	R	ER	BB	SO
SEA	4.46	9/9	2-2	0	40.1	34	21	20	19	52
CAR	4.46	9/9	2-2	0	40.1	34	21	20	19	52

- **Last time out:** 4.1 shutout innings, six K's vs. William & Mary (Apr. 16)
- Two-time Player of the Year at Bishop England High School
- Diamond Prospects Pitcher of the Year
- Compiled a 1.34 ERA as a senior

CAREER HIGHS

IP	Hits	ER	Walks	SO	BF	PC
6.0, 2x	6	5	3	11	23, 2x	102

33



Trey Pooser

Jr. • RHP • 6-4 • Hannahan, S.C.


	ERA	APP/GS	W-L	SV	IP	H	R	ER	BB	SO
SEA	4.09	12/6	2-1	0	33.0	40	23	15	11	30
CAR	4.21	29/17	7-3	1	104.2	126	63	49	24	83

- **Last time out:** 3.2 innings, two ER, two K's vs. William & Mary (Apr. 17)
- 2021 All-CAA Second Team and All-Rookie Team selection
- Compiled a 4-2 record with a 4.67 ERA and 43 strikeouts in 2021
- Ranked 41st in the nation in walks allowed per nine innings (1.61) in 2021

CAREER HIGHS

IP	Hits	ER	Walks	SO	BF	PC
7.1	10	7	3	8, 2x	27, 2x	105

34



Tanner Steffy

Sr. • C • 6-1 • Chapin, S.C.


	AVG	R	H	2B	3B	HR	RBI	SLG	OBP	SB	FLD%
SEA	.196	6	10	3	1	0	9	.294	.246	1	.000
CAR	.301	29	63	13	1	5	42	.445	.367	3	.000

- **Last time out:** 0-1 vs. William & Mary (Apr. 17)
- 2022 Preseason All-CAA selection
- 2021 All-CAA Second Team honoree
- Batted .333 with six doubles, five home runs and 29 RBI in 33 games in 2021

CAREER HIGHS

Hits	Runs	2B	3B	HR	RBI	TB	Walks	SB
3, 5x	3, 2x	1, 10x	1	2	3, 3x	9	3	1, 2x

35



Guillermo Granier

Jr. • RHP • 6-1 • Atlanta, Ga.


	ERA	APP/GS	W-L	SV	IP	H	R	ER	BB	SO
SEA	27.00	2/0	0-0	0	1.1	4	4	4	1	1
CAR	8.27	13/4	0-1	0	20.2	26	21	19	6	14

- **Last time out:** One third of an inning, one strikeout vs. UMass Lowell (Mar. 12)
- Appeared in 11 games with four starts in 2021
- Fanned two in 1.1 innings in his collegiate debut against NC A&T (2.21.21)
- Recorded a season-high four K's against William & Mary (3.13.21)

CAREER HIGHS

IP	Hits	ER	Walks	SO	BF	PC
4.2	4	6	2	4	18	64

36



Michael Schultz

So. • RHP • 6-2 • Vienna, Va.

	ERA	APP/GS	W-L	SV	IP	H	R	ER	BB	SO
SEA	8.10	4/0	0-1	1	3.1	5	4	3	3	2
CAR	6.30	17/1	0-2	1	20.0	32	16	14	14	10

- **Last time out:** One inning, two hits, strikeout UMass Lowell (Mar. 12)
- Made 13 appearances with one start in 2021
- Struck out eight batters in 16.2 innings
- 2020 Perfect Game Preseason All-Northern Region honoree

CAREER HIGHS

IP	Hits	ER	Walks	SO	BF	PC
3.0	4, 3x	3	3	3	15	50

38



Emmett Bice

Jr. • RHP • 6-6 • Claymont, Del.

	ERA	APP/GS	W-L	SV	IP	H	R	ER	BB	SO
SEA	3.38	5/0	1-0	0	8.0	8	3	3	8	9
CAR	5.56	8/0	1-0	0	11.1	13	7	7	9	12

- **Last time out:** 2.0 shutout innings, one K, win vs. James Madison (Apr. 9)
- Recorded one strikeout in two and one-third innings in 2021
- Tossed one and one-third scoreless frames against Alabama (3.7.21)
- 2018 All-Conference selection at Archmere Academy

CAREER HIGHS

IP	Hits	ER	Walks	SO	BF	PC
2.0, 2x	4	4	3	3, 2x	8, 2x	46

40



Reed Parris

Gr. • RHP • 6-3 • Kinston, N.C.


	ERA	APP/GS	W-L	SV	IP	H	R	ER	BB	SO
SEA	2.03	14/0	3-0	0	26.2	18	9	6	5	25
CAR	2.03	14/0	3-0	0	26.2	18	9	6	5	25

- **Last time out:** One inning, one run, one K vs. William & Mary (Apr. 16)
- Two-time All-Region selection at Mount Olive
- Compiled an 8-3 record with a 2.74 ERA and 77 K's in 72 innings in 2021
- Went to two NCAA II Southeast Regionals

CAREER HIGHS

IP	Hits	ER	Walks	SO	BF	PC
5.2	4	2	2	7	22	70

43



Will Baumhofer

Jr. • INF • 5-10 • Greenville, S.C.

	AVG	R	H	2B	3B	HR	RBI	SLG	OBP	SB	FLD%
SEA	.000	0	0	0	0	0	0	.000	.250	0	.000
CAR	.000	0	0	0	0	0	0	.000	.250	0	.000

- **Last time out:** 0-1 at Charlotte (Mar. 29)
- Member of three straight regional championship teams at Greenville HS
- Named to the 2019 WWBA World Championship All-Tournament Team

CAREER HIGHS

Hits	Runs	2B	3B	HR	RBI	TB	Walks	SB
N/A	N/A	N/A	N/A	N/A	N/A	N/A	1	N/A

44



Ben Wetenhall

Sr. • INF • 6-0 • Simpsonville, S.C.

	AVG	R	H	2B	3B	HR	RBI	SLG	OBP	SB	FLD%
SEA	.000	0	0	0	0	0	0	.000	1.000	0	.000
CAR	.125	3	1	0	0	0	0	.125	.300	0	1.000

- **Last time out:** Walk, run scored vs. UMass Lowell (Mar. 12)
- Has appeared in 10 games with one start at CofC
- Did not make an error in 2021
- Pinch-ran and scored in CofC's comeback win against Evansville (3.6.20)

CAREER HIGHS

Hits	Runs	2B	3B	HR	RBI	TB	Walks	SB
1	2	N/A	N/A	N/A	N/A	1	1, 2x	N/A

45



Tyler Overholt

Fr. • LHP • 6-3 • Abbeville, S.C.

	ERA	APP/GS	W-L	SV	IP	H	R	ER	BB	SO
SEA	0.00	0/0	0-0	0	0.0	0	0	0	0	0
CAR	0.00	0/0	0-0	0	0.0	0	0	0	0	0

- **Last time out:** N/A
- Two-time All-State and All-Region selection at Abbeville HS
- Two-time Player of the Year
- Ranked as No. 5 left-handed pitcher in South Carolina by Perfect Game

CAREER HIGHS

IP	Hits	ER	Walks	SO	BF	PC
N/A	N/A	N/A	N/A	N/A	N/A	N/A

46



Patrick Sanchez

Fr. • INF • 6-0 • Merrick, N.Y.

	AVG	R	H	2B	3B	HR	RBI	SLG	OBP	SB	FLD%
SEA	.333	2	2	0	0	0	0	.333	.500	0	1.000
CAR	.333	2	2	0	0	0	0	.333	.500	0	1.000

- **Last time out:** Defensive replacement vs. William & Mary (Apr. 17)
- Two-time conference champion at Sanford H. Calhoun High School
- Batted .600 as a senior
- 2021 Conference Player of the Year

CAREER HIGHS

Hits	Runs	2B	3B	HR	RBI	TB	Walks	SB
2	1, 2x	N/A	N/A	N/A	N/A	2	1	N/A

HC



Chad Holbrook

Fifth season at CofC • Career Record: 333-186 • UNC, 1994

- Record of 133-80 in five seasons at CofC
- Mentored more than 100 players selected in MLB Draft
- 2011 Baseball America/ABCA National Assistant Coach of the Year

ASSISTANT COACHES



Kevin Nichols

5th Season
Alabama, '96
Duties: Hitting,
Recruiting, 3B
Coach



Will Dorton

5th Season
CofC, '15
Duties:
Pitching
Coach



Dan Wondrack

2nd Season
CofC, '19
Duties:
Catchers, 1B
Coach

